

# **PRAKTIK BAIK PEMANFAATAN READTHEORY DALAM PEMBELAJARAN BAHASA INGGRIS TINGKAT SMP**



**Disusun oleh:**

**TEGUH KIYATNO, S.Pd., M.Pd.**

**NIP. : 19650204 198601 1 002**

**Guru Bahasa Inggris**

**SMP Negeri 1 Bulukerto**

**Ditulis untuk Memenuhi Tugas**

**Diklat Optimalisasi Pembelajaran Bahasa Inggris Terintegrasi Teknologi dengan tema Pelatihan  
Pembuatan Media Ajar Interaktif dengan Readtheory**

**MGMP & UNS**

**2022**

# Bab I Referensi

## ABOUT READ THEORY

Read Theory has become an increasingly popular comprehension and vocabulary acquisition tool in Bruneian schools since its introduction at STPRI in early 2017.

It is a fully differentiated reading programme for students that provides comprehensive data to teachers on students' lexile and reading age levels/ progression.

We have found student engagement with Read Theory to be extremely positive. They like doing Read theory because they can do it 'anywhere/ anytime' from their own personal device - often their cell phone. Also, it is free to staff and students!

To help staff and students use Read Theory some training materials have been produced including a certificate recognising student achievement Please find them below. STPRI also conducted a PLC on the effects of Read Theory. A copy of the research can be found below.

<https://sites.google.com/stpri.net/school/read-theory>

ReadTheory is a K-12 online reading comprehension program that assesses reading ability and builds reading comprehension by providing texts for students to read at a "just right" level. Over 1,000 informational and narrative passages are leveled by grade and Lexile level.

Personalized reading comprehension exercises for K-12 and ESL students.

### **Adaptive**

ReadTheory puts students first, adapting to each student's particular level and pace of learning.

### **Effective**

ReadTheory is proven to improve students' reading comprehension.

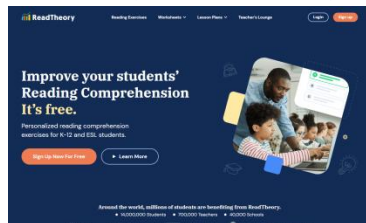
### **Easy**

Inspire students to read with ReadTheory's huge range of engaging, interactive exercises.

### **Fun**

Interactive exercises keep students engaged and interested. They can take part in competitions and win prizes.

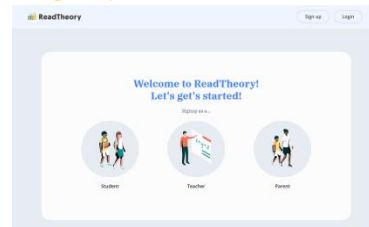
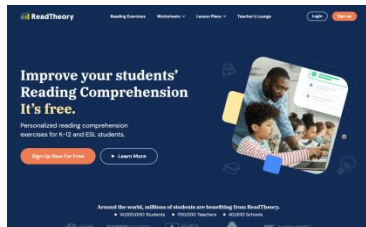
Go to <https://readtheory.org/>



Click **Sign Up for free**

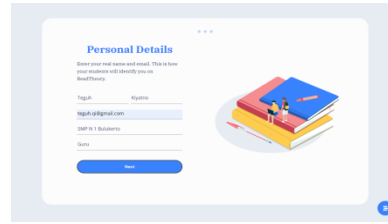
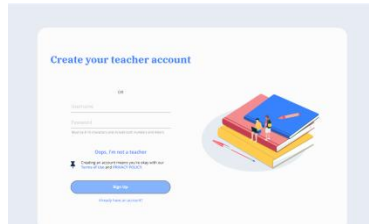
## PETUNJUK PEMANFAATAN=

1. Go to <https://readtheory.org/> Click **Sign Up for free** (Klik Daftar Gratis )



Click **Student - Teacher - Parent** = Klik (sebagai) Siswa - Guru - Ortu

**As Teacher ? Sebagai Guru**  
Klik **Teacher**



Ketik user name, password = Isi nama belakang & kata sandi

Contoh =

User Name = **Teguh Kiyatno**

Password = **S4y4bi54**

Click **Sign Up** = klik daftar

Kemudian = **Isi Personal Details** = **Isi Data Pribadi** Contoh =

First Name = **Teguh** Last Name = **Kiyatno**

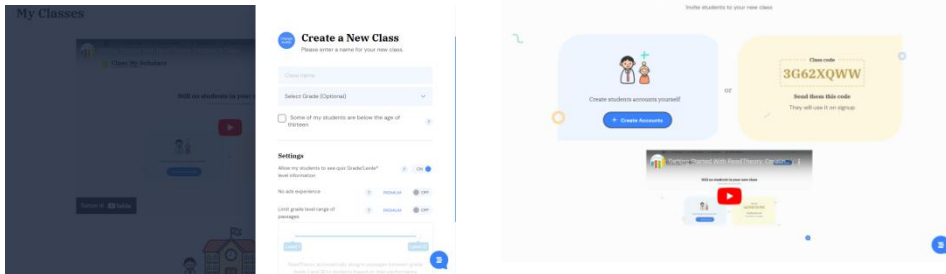
Email = **teguhkiyatno42@guru.smp.belajar.id**

School (optional) = **SMP N 1 Bulukerto**

Job (optional) = **Guru**

Click **Next** = Klik Lanjut

Buat Kelas baru Contoh : Klas 7



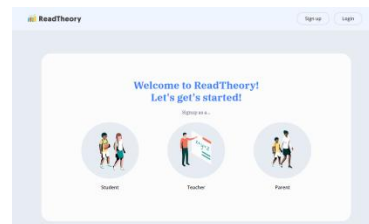
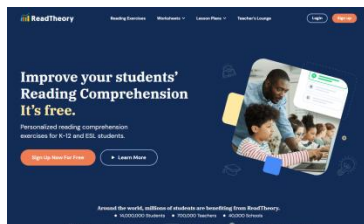
Copas klik class code untuk siswa anda  
**3G62XQWW**  
Share kode klas ke WAG siswa untuk masuk

MY AKUN  
SMPN1BULUKERTO  
Teacher Teguh Kiyatno

**CODE CLASS**  
Password = S4y4bi54 atau S4y4bis4 atau lainnya  
Student Klas 9 = EES2FMJ3  
Student Klas 8 = UWMDNDDQ  
Student Klas 7 = 74NDDT88

**As Student ?** Sebagai Murid

Setelah Click **Sign Up for free** (Klik Daftar Gratis) & pilih as **Student** (sebagai murid)





Ketik user name & password , age, class code

Contoh =

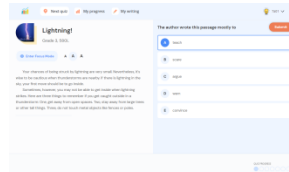
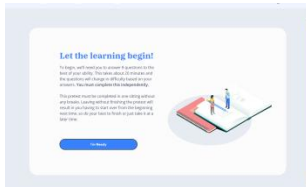
user name = **Saya 7A01**

password = **S4y4bi5a1**

age = **13** (scroll)

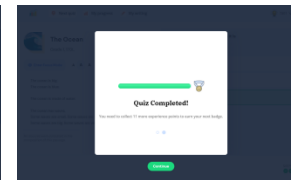
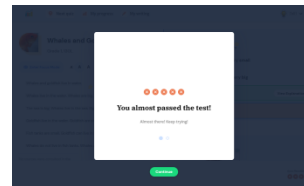
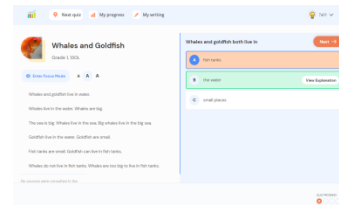
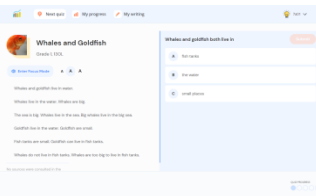
Class code = **3662XQWW**

Click **Sign Up**



Click **I'm ready**

Kerjakan 8 soal Pre Test untuk pelevelan (klik **submit** untuk ke soal berikut) hingga akhir pretest (click **enter program**)



Lanjutkan Pengerjaan Tugas Latihan Kuis (info jawaban benar jika pilihan salah )

# Bab II Realisasi

TAGIHAN 1 =

**DISKUSI PERENCANAAN PEMANFAATAN READTHEORY DALAM PEMBELAJARAN BAHASA INGGRIS TINGKAT SMP**

**Bentuk pemanfaatan :**

Sebagai bahan ajar untuk pembelajaran klasikal

Sebagai kegiatan terstruktur/ rutin siswa di dalam kelas

Sebagai kegiatan terstruktur di luar kelas

Bentuk lain: **Sebagai kegiatan alternatif pembelajaran**

**Mekanisme/ langkah pemanfaatan**

1. Memberikan pengalaman siswa belajar menggunakan sumber online
2. Memberikan kesempatan siswa menguji kompetensi bahasa Inggris secara mandiri
3. Memperluas alternative pemberdayaan dalam segala momen kehidupan.

**Analisis kemungkinan kendala pemanfaatan dan upaya mitigasi**

1. Jaringan Net di daerah & paket data Hape siswa : perbaikan jaringan & paket data siswa
2. Kesenjangan kompetensi siswa & materi test yang diujikan : penyesuaian materi test & kompetensi siswa
3. Keengganan memperluas pemberdayaan diri : menginspirasi pentingnya menumbuh-kembangkan pemberdayaan diri



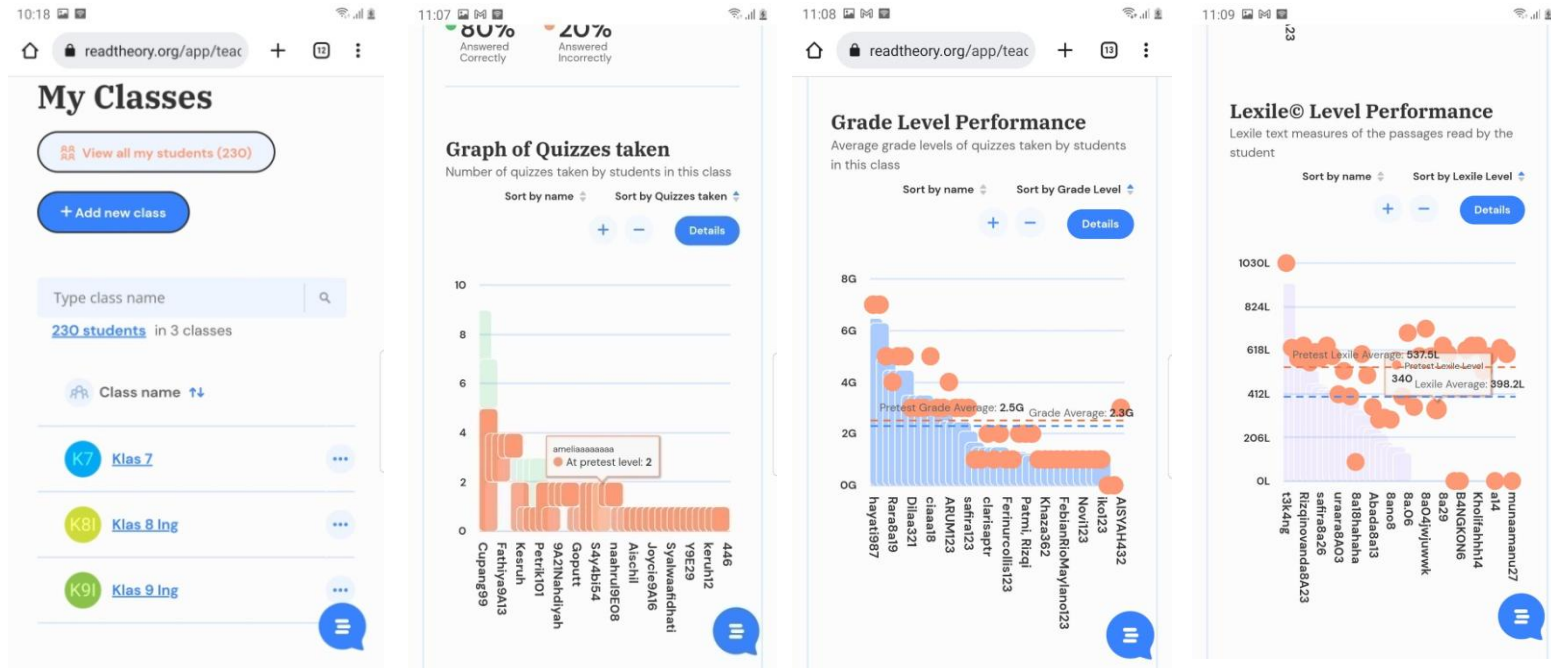
## TAGIHAN 2 = PRAKTIK BAIK PEMANFAATAN READTHEORY DALAM PEMBELAJARAN BAHASA INGGRIS TINGKAT SMP

### Deskripsi pemanfaatan

1. Memberikan pengalaman siswa belajar menggunakan sumber online
2. Memberikan kesempatan siswa menguji kompetensi bahasa Inggris secara mandiri
3. Memperluas alternative pemberdayaan dalam segala momen kehidupan.

### Screenshot laporan pemanfaatan (3)

My Classes = 9 (108) + 8 (80) + 7 (42) = 230



### Base line dan endline

Base : 3 Oktober 2022

End : 6 Oktober 2022

Peningkatan : Siswa cukup mampu mengalami, mengamati & mengatasi pemberdayaan kompetensi bahasa Inggris via sumber online ReadTheory

# Bab III Refleksi

**TAGIHAN 3 = PRESENTASI PRAKTIK BAIK PEMANFAATAN READTHEORY DALAM PEMBELAJARAN BAHASA INGGRIS TINGKAT SMP**

Link PPT ini =

<https://docs.google.com/presentation/d/1yO2svoe2loYqsSHqENg9t6LrIFy74D-F/edit?usp=sharing&ouid=113203057258119461753&rtpof=true&sd=true>

**TAGIHAN 4 = REFLEKSI BAIK PEMANFAATAN READTHEORY DALAM PEMBELAJARAN BAHASA INGGRIS TINGKAT SMP DAN RENCANA TINDAK LANJUT**

**3 hal baik yang ditemui dalam pemanfaatan ReadTheory**

1. Siswa dapat belajar menggunakan sumber online
2. Siswa dapat menguji kompetensi bahasa Inggris secara mandiri
3. Siswa dapat memperluas alternative pemberdayaan

**3 kendala yang ditemui dalam pemanfaatan ReadTheory**

1. Jaringan Net di daerah & paket data Hape siswa
2. Kesenjangan kompetensi siswa & materi test yang diujikan
3. Keengganan memperluas pemberdayaan diri

**Rencana tindak lanjut pemanfaatan**

1. perbaikan jaringan & paket data siswa
2. penyesuaian materi test & kompetensi siswa
3. menginspirasi pentingnya menumbuh-kembangkan pemberdayaan diri



## JUST INFO READ THEORY

### Advantages/ Disadvantages of Read Theory

#### Advantages

1. It's free!
2. It's easy to use and sign students up to
3. Covers all secondary levels from year 7- sixth form
4. Provides differentiated reading for each student
5. Anywhere and anytime access
6. Convenient - can even be accessed on the student's phone (not clunky)
7. Does not use up a lot of data (low cost if personal plan is used)
8. Provides detailed feedback when answers are incorrect
9. Has a variety of fiction and non-fiction 'accessible' student-friendly texts.
10. Passages are short allowing several passages to be read in one sitting.
11. Questions target skill sets including the student's ability to read for key ideas and details, vocabulary, and the author's use of craft and structure.
12. Teachers are provided with detailed feedback about student progress and levels in easy-to-use graphs

#### Disadvantages

Need internet connection

Source : *STPRI - READ THEORY PLC*

*Purpose of research - our enquiry question:*

Question: Does consistent use of Read Theory positively impact on reading comprehension (as measured by reading age) and vocabulary (as measured by lexile acquisition) levels?

<https://docs.google.com/presentation/d/1yhch6K99y5319yJi9wNFBck7VtoGf-b8VROIr4Vsc54/edit?usp=sharing>